

## FINANCIAL REPORT 2014

2014 was a year of financial stability for IPOPI. As a 'gap' year with no congress, IPOPI focused its resources on its awareness and advocacy programmes as well as regional meetings. IPOPI focused on continuing to diversify its sponsors base (for details see page 19). At year end IPOPI had a surplus of 13,947 GBP. This has contributed to further secure IPOPI's reserve in line with UK Charity Commission recommendations as well as to support costs towards our regional meeting in Africa in 2015. IPOPI actually increased expenditure compared to 2013 towards its core activities and ad-hoc projects as well as support programmes to its NMOs enabling us to organize among other events the best attended IPOPI Biennial Meeting to date with the widest geographical representation.

IPOPI is a charity registered in the United Kingdom and under UK Charity Law. As such, we are required to have our accounts audited every year by qualified accountants and submitted to the Charity Commission for approval. These charts provide a summary of key aspects of our financial accounts in 2014. Our full audited accounts are available on the Charity Commission website and on request.

In 2014, IPOPI estimated the economic valorisation of the work carried out by its volunteers to be 64,756 GBP.

The following section includes additional details on sources of funding for IPOPI in 2014.

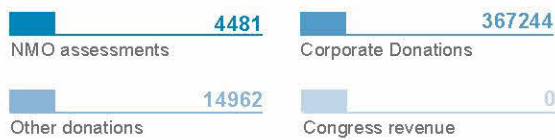
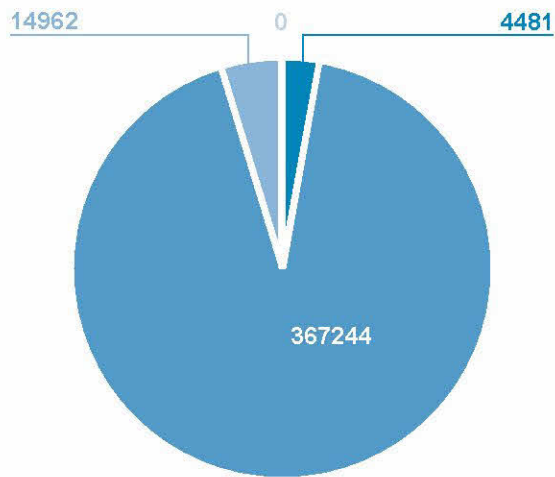
### Sources of Funding 2014 - Percentages:

- In 2014 industry funding — **94,7%**
- NMO membership fees — **1,15%**
- Other income (donations, bank interests) — **4,15%**
- Total — **100%**

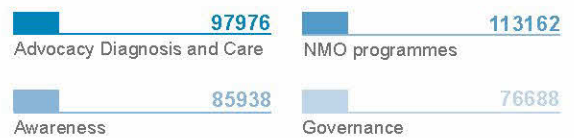
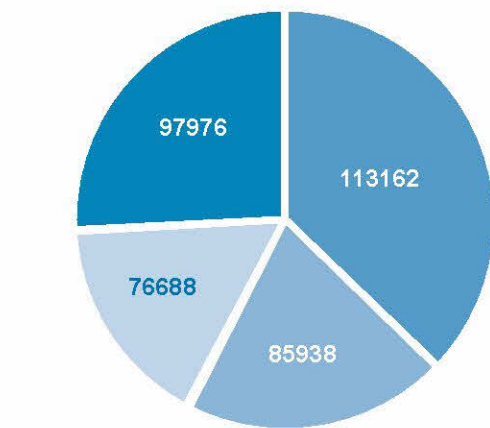
No contribution received from a single company reached the majority of total funding received. The highest single contribution by a company represented 27,2% of the total funding.

# FINANCIAL REPORT 2014

## Income 2014



## Resources expended 2014 (GBP)



## Income and expenses 2014 (GBP)

INCOME	2014
Corporate Donations	367,244
NMO assessment fees	4,481
Congress registration revenue	0
Other income	14,962
<b>Total</b>	<b>386,687</b>

RESOURCES EXPENDED	2013
Advocacy, Diagnosis & Care	97,976
NMO programmes	113,162
Awareness	85,938
Governance	76,688
<b>Total</b>	<b>373,764</b>
Excess towards Reserve & regional patient meetings	13,947